

ROAD SAFETY EDUCATION

Presented by

Stein Lundebye

Senior Transport Engineer

The World Bank


Washington, D.C.

April 2001

BACKGROUND

In many countries especially those that have rapidly motorised:

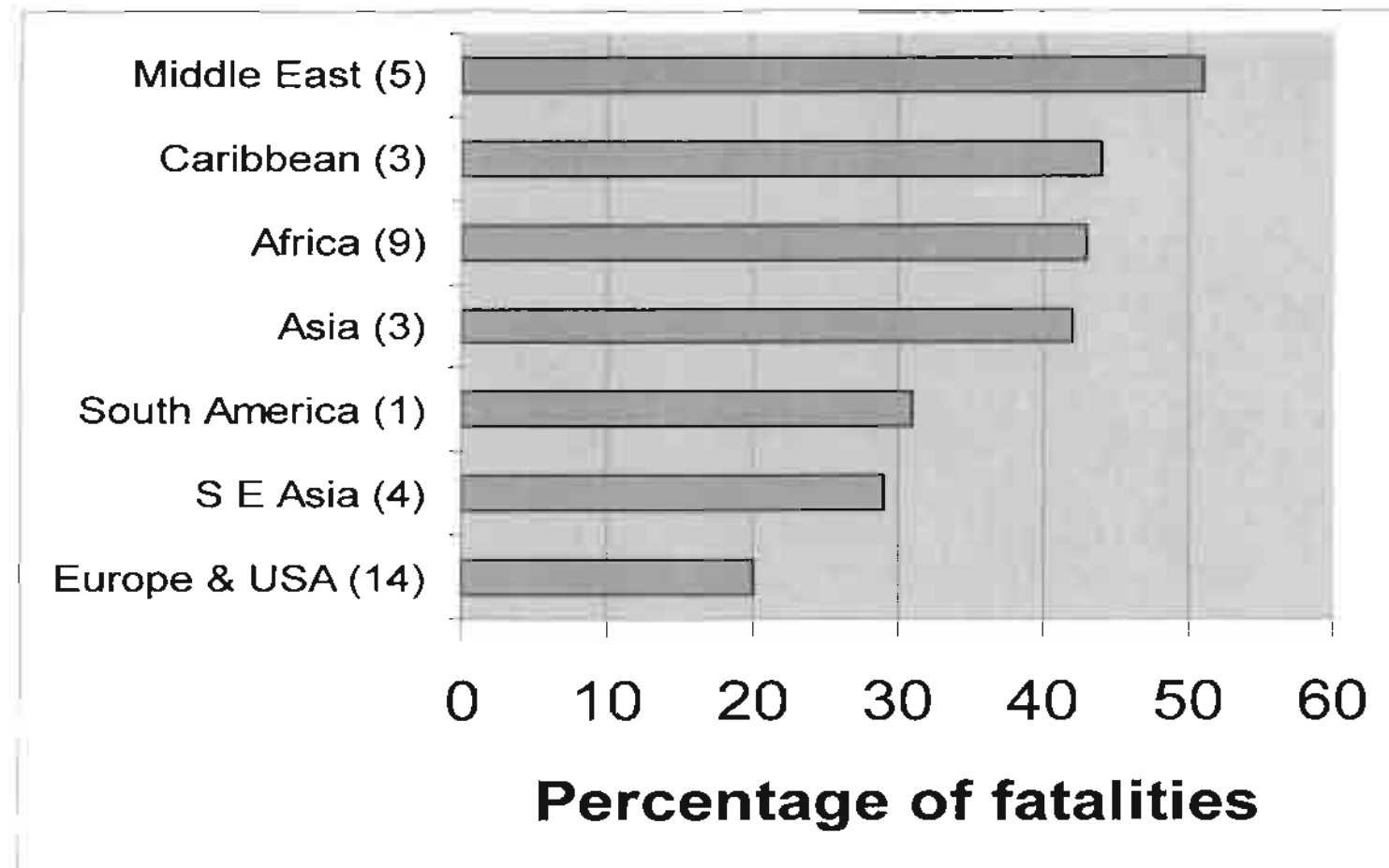
- ***vulnerable road users (e.g. poor and pedestrians) have a high risk of accident involvement***
- ***child pedestrians are particularly at risk***



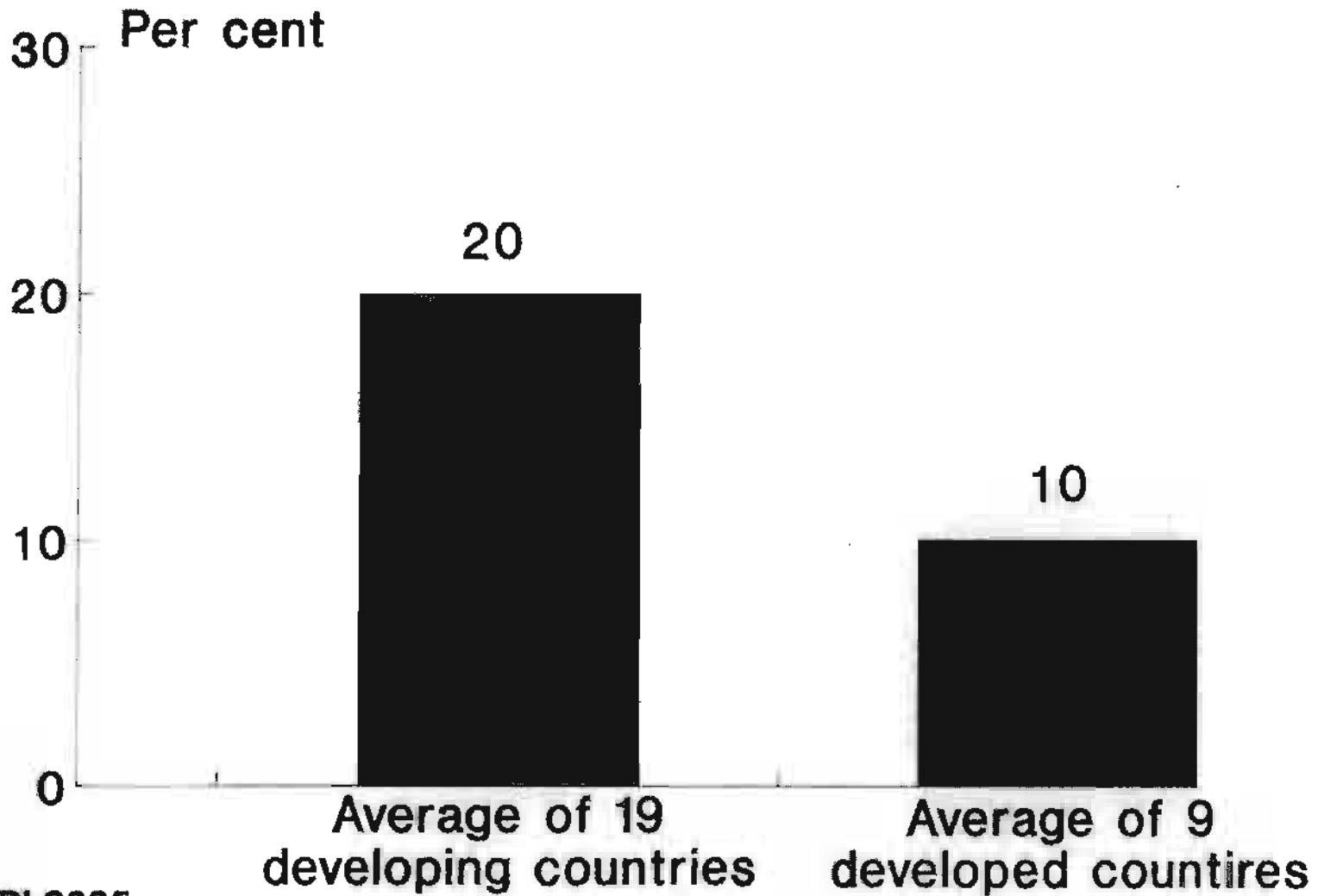


PEDESTRIAN FATALITIES AS A % OF ALL ROAD ACCIDENT FATALITIES

() Number of countries

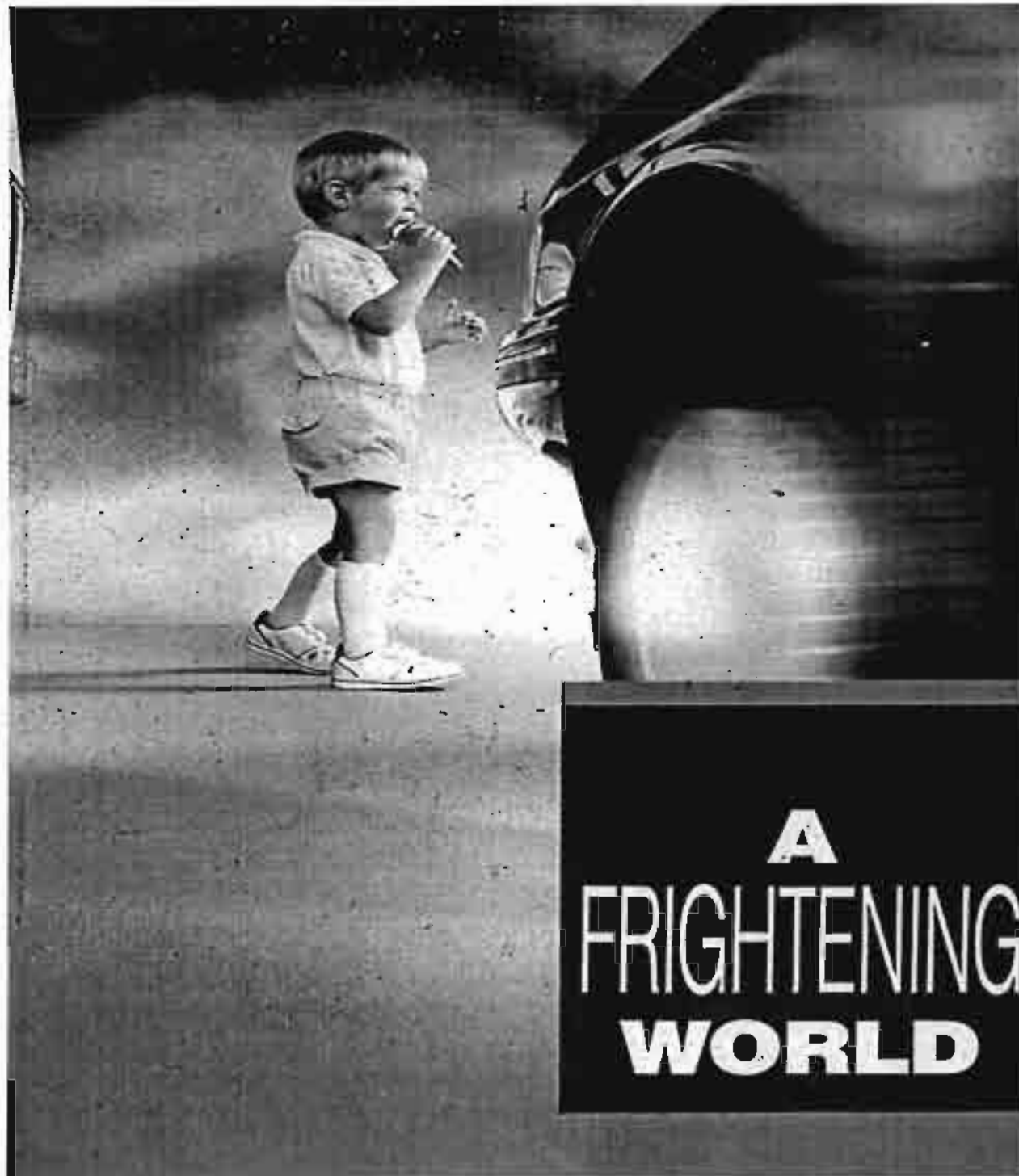


ROAD SAFETY EDUCATION
% OF FATAL ACCIDENTS INVOLVING CHILDREN
UNDER THE AGE OF FIFTEEN



Why are pedestrians and the young at risk?

- ***Poor behaviour and knowledge***
- ***Poor facilities***
- ***Unsafe routes to school***
- ***Poor rights and little power***



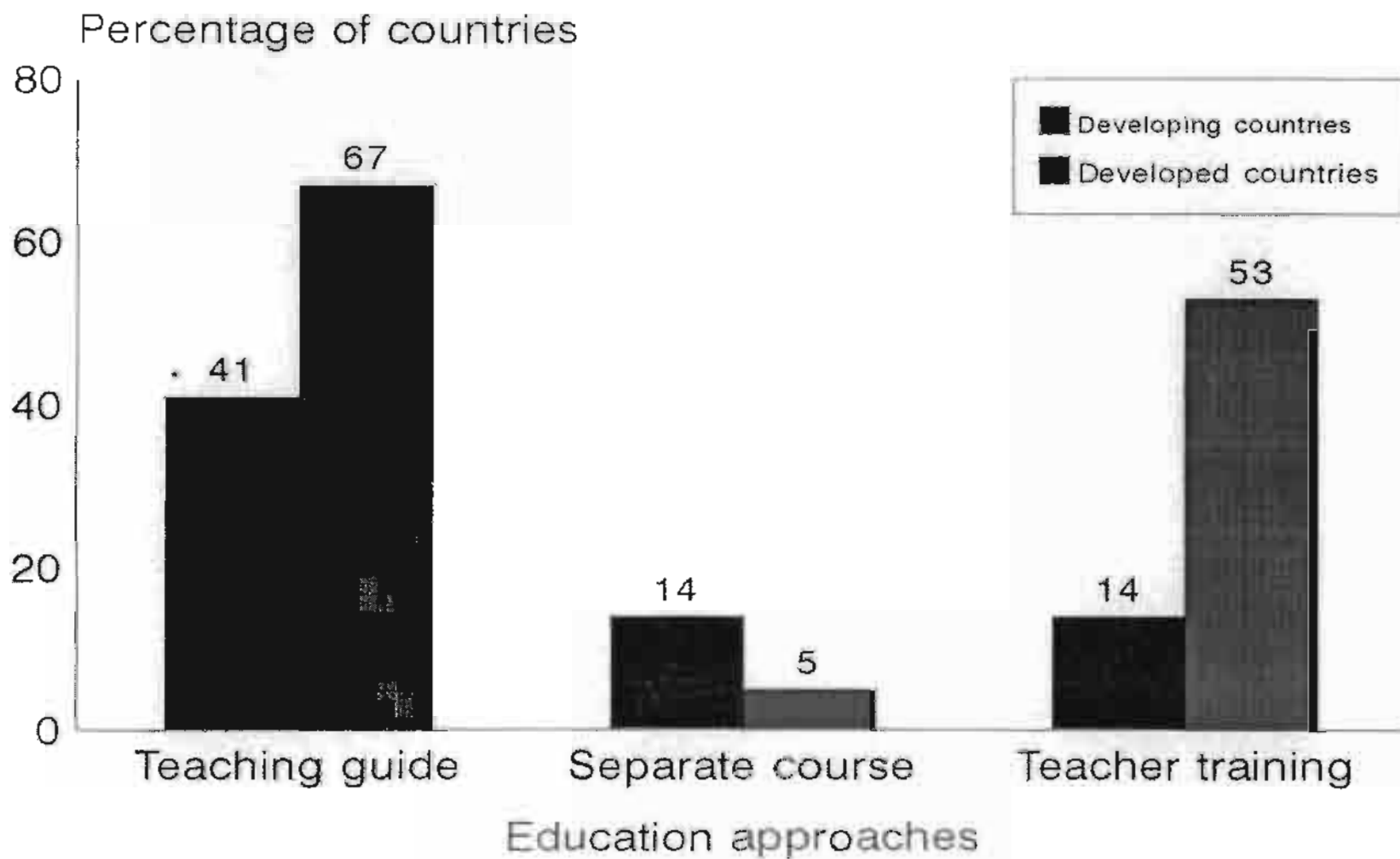
**A
FRIGHTENING
WORLD**

PROBLEMS

- *Road Safety Education (RSE) is not taught in schools*
- *schools/teachers have no resources or training to teach RSE effectively*

ROAD SAFETY EDUCATION

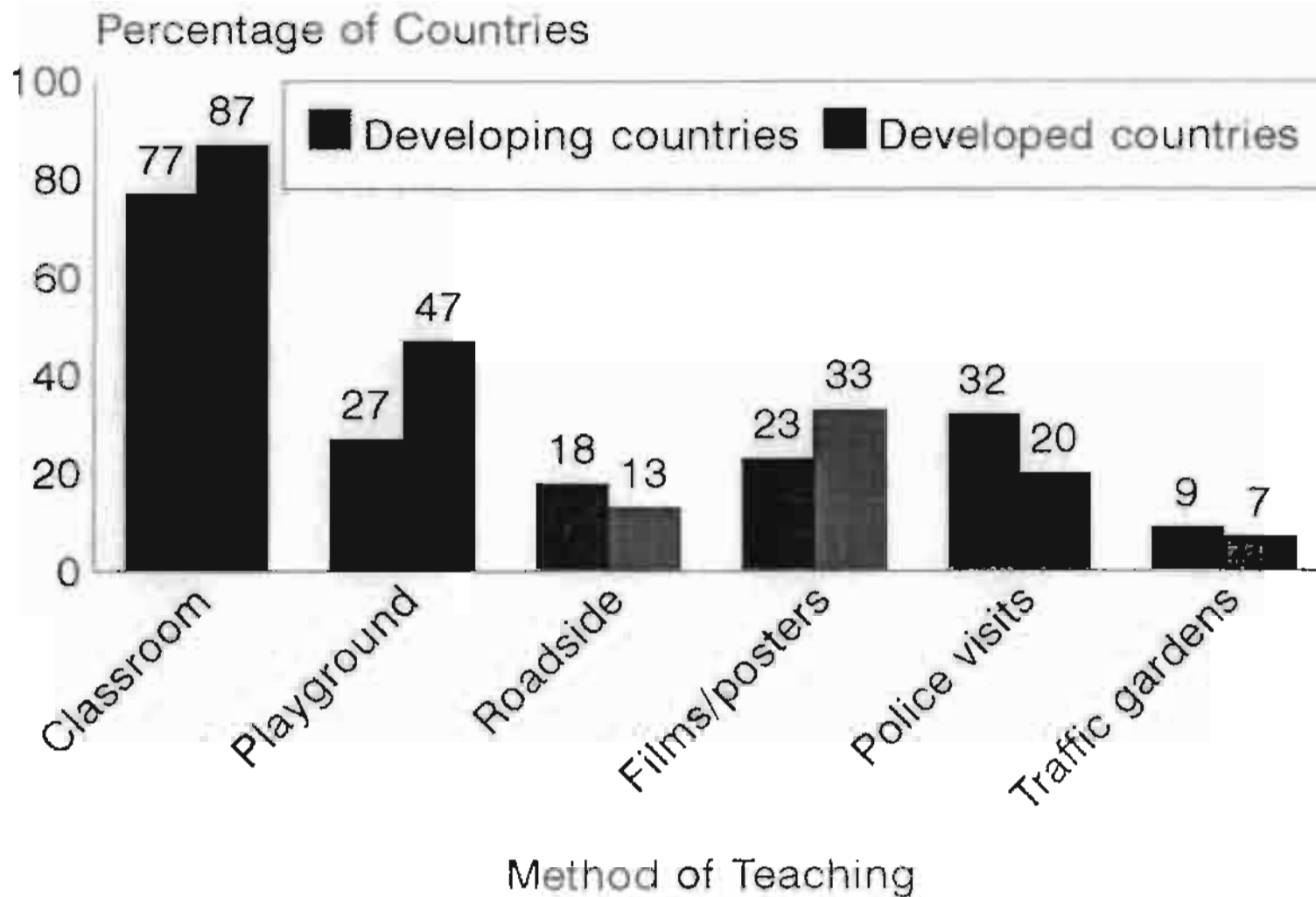
MINISTRY QUESTIONNAIRE



* Only used by 2 to 27 per cent of schools

Road Safety Teaching Methods

MINISTRY QUESTIONNAIRE



TRL Road Safety Education Research

- ***Trials in developing overseas countries***
- ***Work with teachers and curriculum developers***
- ***Child centred approach***
- ***In line with overall education approach***
- ***Use appropriate materials and methods***
- ***Teachers manuals and training***
- ***Emphasis on pedestrian safety***
- ***Evaluation and feedback***

CHILDRENS KNOWLEDGE OF RISK MAHARATI SCHOOLS (PERCENTAGES)

Child knew:	Before	After
<i>Safe to play away from traffic</i>	27	86
<i>Unsafe to play near traffic</i>	46	89
<i>Traffic is dangerous</i>	20	89
<i>Traffic causes accidents</i>	5	65
<i>A safe place to cross</i>	36	78
<i>Running into road causes accidents</i>	70	92

CHILDRENS KNOWLEDGE OF WALKING RULES MAHARATI SCHOOLS (PERCENTAGES)

Child knew to:	Before	After
<i>Hold hands</i>	39	82
<i>Look after younger children</i>	2	39
<i>Don't run near roads</i>	5	34
<i>Stop before crossing</i>	5	34
<i>Look before crossing</i>	11	39
<i>Listen before crossing</i>	4	36
<i>Listen out for vehicles</i>	77	98
<i>Take care near parked vehicles</i>	18	65
<i>Wear light clothes at night</i>	0	31

Green Cross Code

Key Content

- *Find a safe place to cross then stop*
- *Stand on the footpath near the kerb*
- *Look all round for traffic and listen*
- *If traffic is coming wait, look all round again*
- *When there is no traffic near, walk straight across the road*
- *Keep looking and listening for traffic while you cross*

CHILDREN SHOULD LEARN TO (5-7 years)

- *know that ideally they should be accompanied by adults*
- *Know where it is safe to play*
- *know how to stop, look and listen & walk directly across when safe*
- *know how to travel safely to and from school (accompanied)*
- *understand the dangers of parked cars and problems faced by road users*

CHILDREN SHOULD LEARN TO (1)

(8-11 years)

- ***Understand how to cross the road using the “Green Cross Code”***
- ***identify safe places to play***
- ***Recognize and understand traffic lights, road signs, road markings and signals given by police and road users***
- ***look at local traffic conditions and dangers and think about how to be a safe pedestrian***

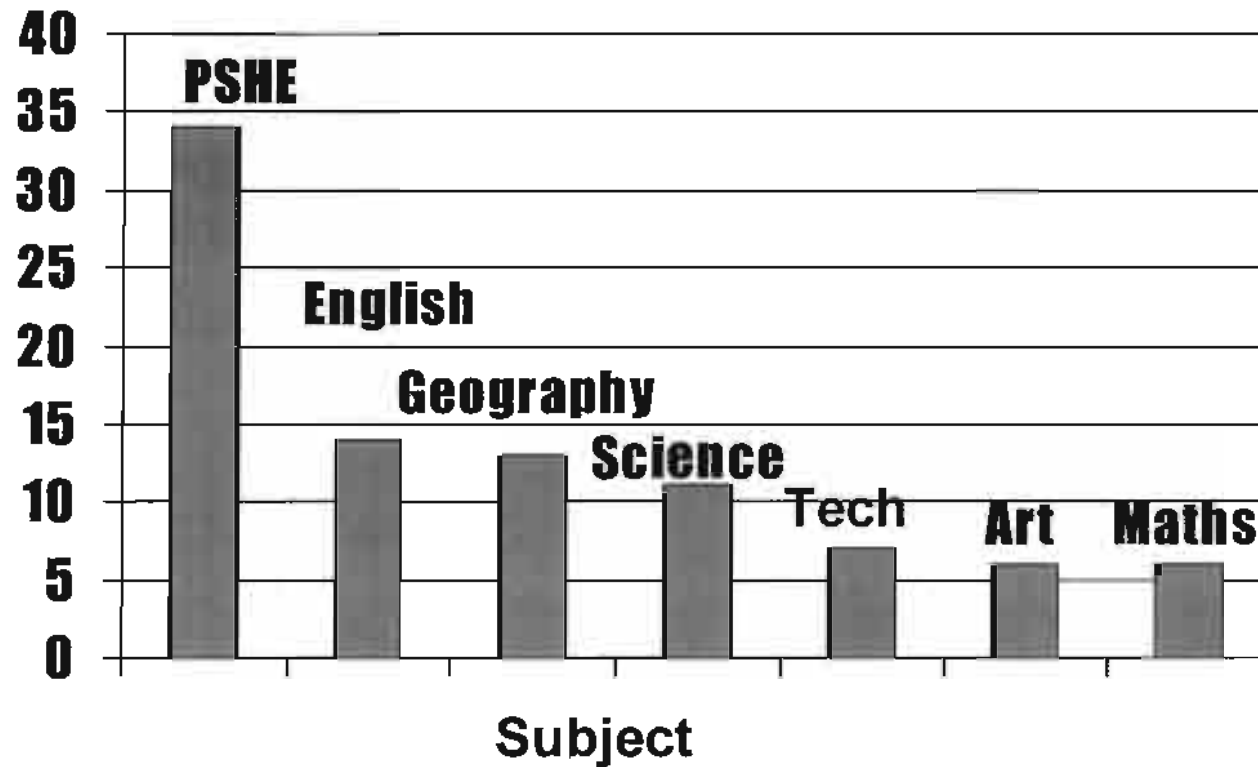
CHILDREN SHOULD LEARN TO (12-16 years)

- *Know how to travel safely to and from school*
- *develop changing safe crossing strategies as they mature*
- *understand the Highway Code*
- *identify and understand the causes and contributory factors of traffic accidents and how to reduce risk*
- *observe traffic and judge speeds and distances in more depth than previously*

- ***Education is one of the important measures to reduce the risks of human beings in the road traffic.***
- ***Effective results in the field demand developing educational programs, where everyone who is approaching the age of 18, will have experienced at least ten years of organized and structured traffic learning (Ref. Nordic countries).***
- ***Traffic teaching is a task for the home as well as the school.***

RSE in the primary curriculum

% Schools



THINK WELL

Teacher's guide

MIDDLE YEARS OF SCHOOLING (9-12)



are

to

CHILDREN & TRAFFIC

3 Preparing for the road



Children & Traffic

The young traveller



TEACHING PEDESTRIAN SKILLS

A GLAIDED STRUCTURE

Children & Traffic

1 On the pavement



Children and Traffic



PRIMARY SCHOOL (7-12 years)

- *Each school should work out a plan for their traffic education and training, because each school has different traffic conditions. Once the plan is worked out, the teacher may contact the actual institution for suitable material. It is important that the teachers accept the responsibility themselves. The material must be made in such a way that it can be used either integrated into different subjects, or as separate projects.*

SUBJECTS PRIMARY SCHOOL

- ***The subjects are:***

- ***The road to school. / - To be a pedestrian.***
- ***Winter and darkness. / - Bus-riding.***
- ***To be a cyclist. / - Signs and rules.***
- ***Attitudes and responsibility.***

Working with subjects make teaching more flexible, the pupils can approach their problems from different angles (the brainstorming way).

SECONDARY SCHOOL (13-16 years)

- *The teaching of road sense in secondary school aims at:*
 - *increasing the knowledge of human abilities and limitations as a road-user, and strengthen the will of consideration and sense of responsibility in the traffic.*
 - *giving knowledge of different types of traffic environment and groups, and emphasize the necessity of cooperation based on the pupil's part as fellow road-users.*
 - *developing the pupil's knowledge to comprise motorized vehicles as well.*

TOPICS SECONDARY SCHOOL

- *The topics are:*
 - *The strength of examples. / - Risk.*
 - *Youth- accidents. / - Road safety and media.*
 - *Road safety and insurance.*
 - *Police and the Official Driving and Motor Vehicle Examiners.*
 - *Car and environment. / - Sight and hearing.*
 - *Man and traffic. / - Drunken driving.*

Parent's Role in Road Safety

Parents can :

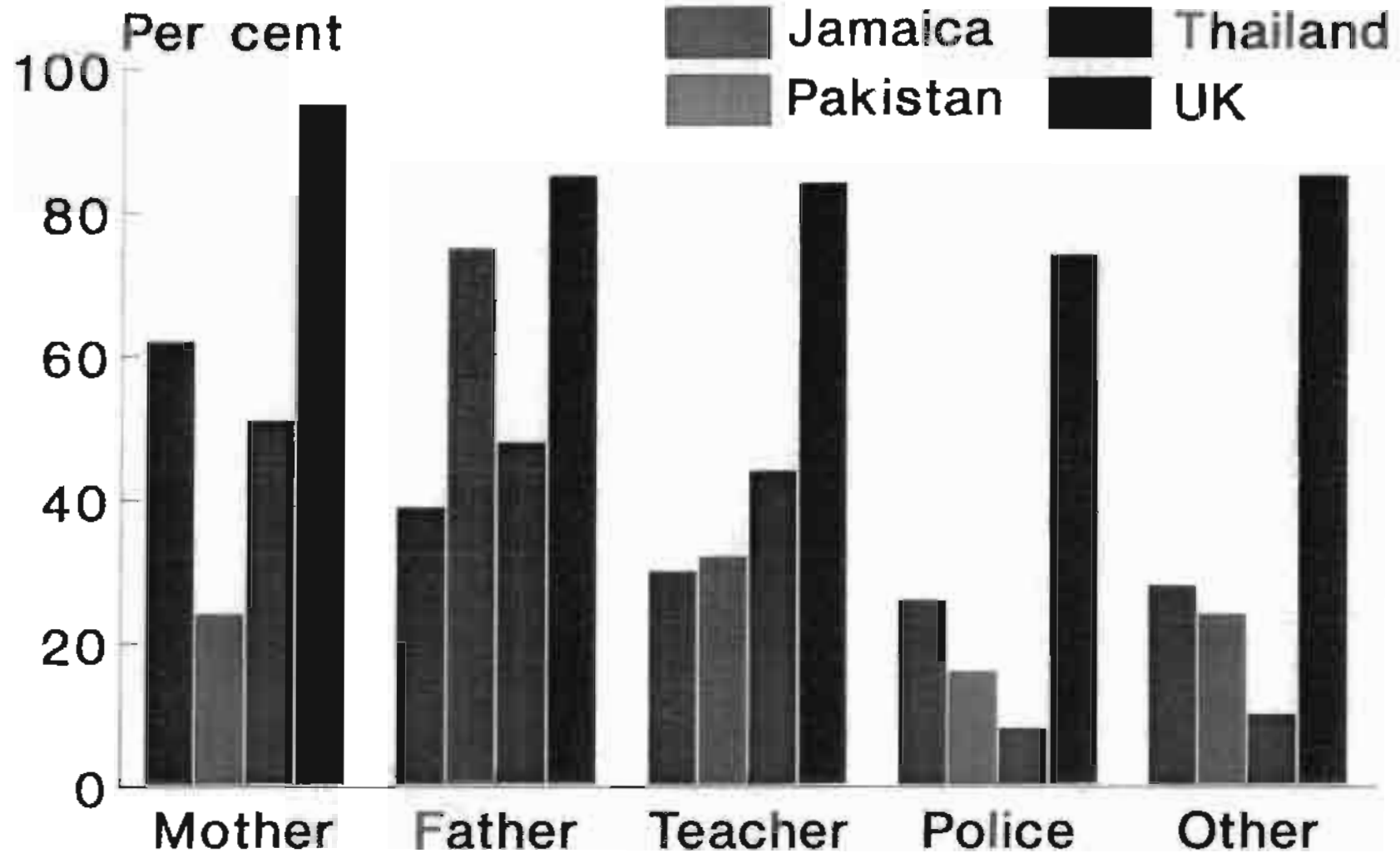
- *be a good example to children how to behave in traffic*
- *Provide advice, supervision and protection*
- *provide considerable influence.*

Parents will need better training in RSE

CHILDRENS TRAFFIC CLUB

- *To support the parents with their road safety education, families could be offered participation/ membership in a traffic club for children.*
- *The concept has been practiced in many developed countries over 30 years, and has proved to be of importance improving the children's road safety situation.*
- *The Children' Traffic Club (CTC) is a club for the smaller children. Children's assumptions and limitations should be put in focus.*

THE PEOPLE WHO HAD TALKED TO CHILDREN ABOUT CROSSING THE ROAD



RESULTS

- ***There was a significant improvement in children's:***
 - *road safety vocabulary*
 - *risk appreciation*
 - *knowledge (eg walking rules)*
- ***Teachers were very enthusiastic about:***
 - *materials*
 - *teaching RSE*
 - *prospect of extending materials*